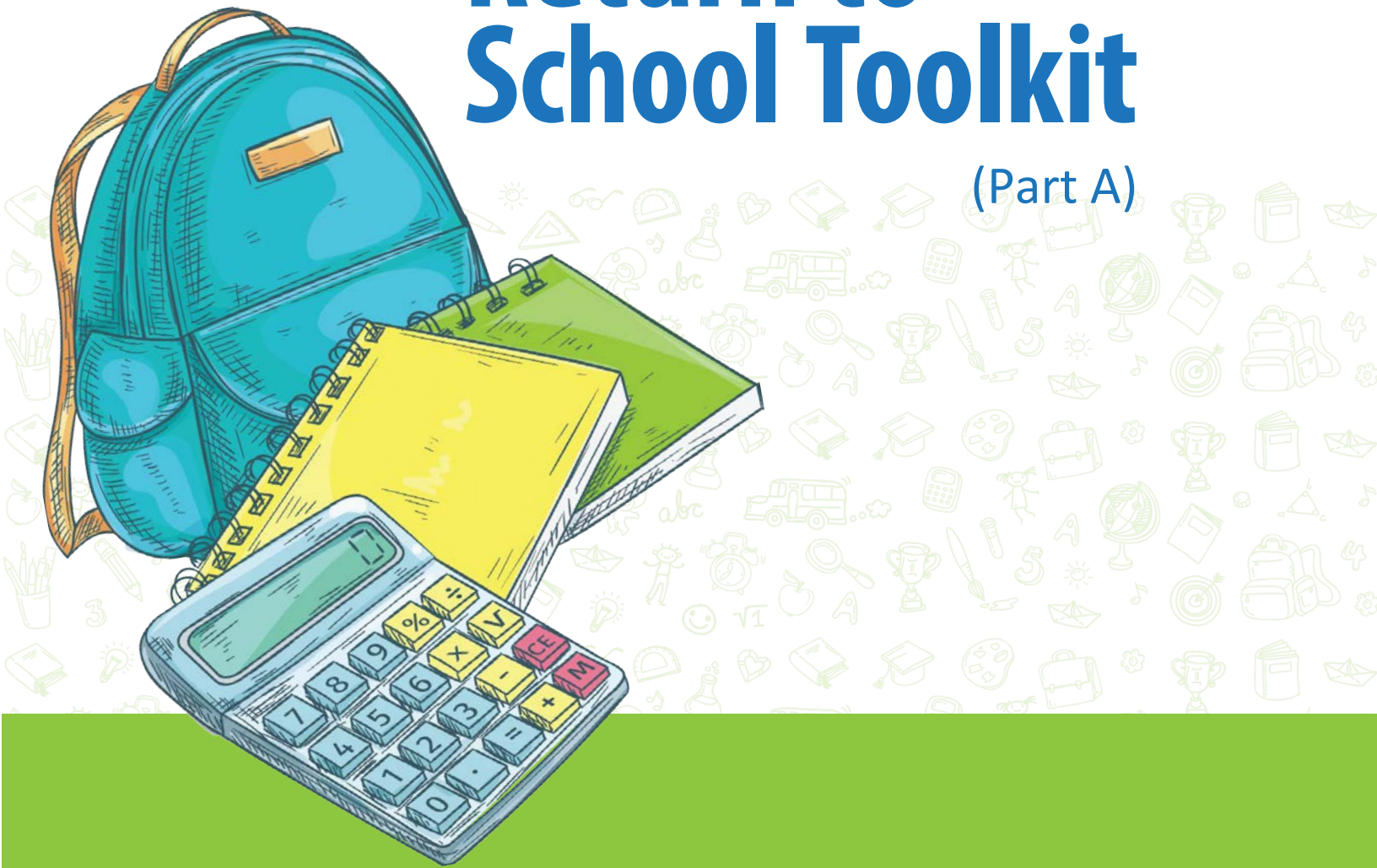


COVID-19 Return to School Toolkit

(Part A)



Published August 18, 2020

DISCLAIMER: This information was developed based on the latest guidance at the time. Visit cdc.gov/coronavirus or Michigan.gov/coronavirus for the most up to date information.

Legal disclaimer: The contents of this document are made available to you for informational purposes only and should not be construed as legal, financial or medical advice on any matter. This material may not reflect the most current COVID-19 developments and is subject to revision. In no event will the Saginaw County Health Department liable for any decisions made or action taken in relation upon the information provided through this document.

Contents

COVID-19 School Checklist	3
How Does COVID-19 Spread?	3
Respiratory Droplets	3
Aerosols	3
Objects	3
How Do We Get Infected With COVID-19?	3
Intensity of Exposure	3
Frequency of Exposure	3
Duration of Exposure	4
Personal Health	4
Stay Home When Sick or if Exposed to COVID-19	4
COVID-19 Screening	4
For School Staff and Administration	4
For Students	5
When a Student Will Be Sent Home	6
High Risk Travel	6
For Staff or Students with Symptoms and/or Exposure Scenarios:	6
If the findings from the health care provider and testing find:	6
Child/staff has symptoms of COVID-19 and tests positive for COVID-19 with a nasal/throat swab*:	6
Child has symptoms of COVID-19 and no testing for COVID-19 was done:	6
Child has symptoms of COVID-19 and tests negative for COVID-19*:	7
Child or staff that has been exposed to COVID-19 but has no symptoms:	7
Managing COVID-19 in the School	7
Designated COVID-19 Point of Contact	7
Gatherings, Visitors, and Field Trips	7
Identifying Small Groups and Keeping Them Together (Cohorting)	7
Staggered Scheduling	8
Limit Use of Shared Supplies and Equipment	8
Hand Hygiene and Respiratory Etiquette	8
Face Coverings	8
Cleaning and Disinfection	9
What Happens When Someone at School Gets COVID-19?	10
School and local health department learn of a student or staff member diagnosed with COVID-19	10
Examples of Close Contacts in the Schools	10
Cleaning and Disinfecting	11
Communications	12
Outbreaks & Closure	12
School Scenarios with Action Steps	13
Student/Staff person is confirmed or symptomatic^ pending results or a close contact.	13
Household member of a student within the school is confirmed or symptomatic pending results or a close contact.	14
CDC Materials	15
Cleaning & Disinfection	15

COVID-19 School Checklist

Follow the instructions of the [MI SAFE SCHOOLS: Michigan's 2020-2021 Return to School Roadmap](#) for the phase our county is in.

How Does COVID-19 Spread?

COVID-19 can spread by droplets (most likely), aerosols (less likely), and objects (least likely).

Respiratory Droplets

Respiratory droplets are small particles that enter the air when we cough, sneeze, laugh, yell, and talk. They are little flecks of spit. Respiratory droplets tend to settle out of the air after traveling several feet from the person who released them. Respiratory droplets can also spread directly by kissing or sharing personal items like drinks, vape pens, silverware, or other things that go from one person's mouth to another. We can reduce the spread of droplets to each other by wearing face coverings, avoiding large crowded groups, and staying more than 6 feet apart from each other.

Aerosols

Aerosols are even smaller particles that are created when we breathe, talk, sing, sneeze, or cough. They are lighter and can stay in the air much longer than respiratory droplets but dry up more quickly. We can reduce the spread of aerosols by increasing outdoor air ventilation or filtering air that is being recirculated.

Objects

Objects can spread the COVID-19 virus when respiratory droplets or aerosols settle on them, leaving germs behind or if someone has the COVID-19 virus on their hands from touching their nose or mouth then touches an object. COVID-19 appears to stay on objects and surfaces from hours to days. We can reduce the spread of COVID-19 through objects by frequent handwashing, not touching our face, frequent cleaning and disinfection, and use of automatic or touchless controls.

How Do We Get Infected With COVID-19?

You can catch COVID-19 by more ways than being less than 6 feet away from an infected person for 15 minutes. Important things that have to be considered when deciding whether someone could be at risk for getting COVID-19 are the intensity, frequency, and duration of exposure to someone contagious with COVID-19. Did you get exposed to enough virus that your immune system couldn't fight it off and you end up getting sick?

Intensity of Exposure

The intensity of exposure refers to how much virus you were exposed to. Was the sick person actually contagious when you were exposed to them? Were they coughing and sneezing without a mask on versus having no symptoms with a mask on? Did you kiss them? Did you share personal items like a drink or a vape pen? Did you sit right next to and have a face-to-face conversation with them or were you 6 feet away with your back to them? You can see how some situations can cause you to be exposed to a lot more virus than other situations. The more virus you are exposed to, the more likely you are to get sick.

Frequency of Exposure

The frequency of exposure refers to how often you had contact with someone who was contagious. If you had a brief face-to-face conversation with a teacher each day for several days while the teacher was contagious with COVID-19, those exposures may add up to be enough to overwhelm your system and lead to an infection.

Duration of Exposure

The duration of exposure refers to how long were you exposed. If you were in a classroom with someone contagious for COVID-19 for 6 hours a day while they were contagious for several days, yet your seat was not within 6 feet of them, you may still have had a long enough duration of exposure to that person, particularly to aerosols and objects in that classroom.

Personal Health

Your personal health, like how good your immune system is, also plays a part in whether or not you will get infected, as does whether you were using all the COVID-19 risk reduction methods possible.

Stay Home When Sick or if Exposed to COVID-19

Educate staff, students, and their families about when they should stay home and when they should return to school. Students and staff should stay home if they have:

- Tested positive (viral test) for COVID-19
- COVID-19 symptoms
- Potential exposure to COVID-19:
 - Recent close contact (being within 6 feet for at least 15 minutes) with a person with COVID-19 in the past 14 days.
 - Travelled to an area with high levels of COVID-19 transmission in the past 14 days – see travel section below. International travel advisory: <https://www.cdc.gov/coronavirus/2019-ncov/travelers/after-travel-precautions.html>

See **Part B of the toolkit for When to Stay Home for Students and Families Fact Sheet**

COVID-19 Screening

It is essential for schools to reinforce to students, parents or caregivers, and staff **the importance of students staying home when sick** until at least 24 hours after they no longer have a fever (temperature of 100.4 or higher) or signs of a fever (chills, feeling very warm, flushed appearance, or sweating) without the use of fever-reducing medicine (e.g., Tylenol). Policies that encourage and support staying home when sick will help prevent the transmission of COVID-19 and help keep schools open.

Symptom screening at home can be helpful to determine if a staff or student:

1. Currently has an infectious illness that could impair their ability to work or learn, or
2. Is at risk of transmitting an infectious illness to other students or to school staff.

For School Staff and Administration

Per EO 2020-161: Conduct a daily entry self-screening protocol for all employees or contractors entering the workplace, including, at a minimum, a questionnaire covering symptoms and suspected or confirmed exposure to people with possible COVID-19.

A hard copy of an example workplace **screening tool is found in Part B** of this Toolkit.

Symptoms recommended for employee screening include any of the following that are new/different/worse from baseline of any chronic illness:

At least **two** of the following symptoms:

- fever (measured or subjective),
- chills,
- rigors (shivers),
- myalgia (muscle aches),
- headache,
- sore throat,
- nausea or vomiting,
- diarrhea,
- fatigue,
- congestion or runny nose

OR

Any **one** of the following symptoms:

- cough,
- shortness of breath,
- difficulty breathing,
- new olfactory disorder
- new taste disorder

Any adult working in the schools with any of these symptoms should be **excluded from work** and encouraged to follow up with their healthcare provider. They should not return until it has been:

- At least 10 days since symptoms first appeared **and**
- At least 24 hours with no fever without fever-reducing medication **and**
- Symptoms have improved

(Employers should not require sick employees to provide a COVID-19 test result to return to work)

For Students

It is recommended that students are screened daily before arrival to school. The school should determine the screening method to use depending upon local schools conditions.

Due to the time and interruption to education of doing this on site prior to school entry, the health department and the CDC does not currently recommend universal symptom screenings (screening all students grades K-12) be conducted by schools. Parents or caregivers should be strongly encouraged to monitor their children for signs of infectious illness every day prior to sending students to school.

It is recommended to set up an agreement or form for parents outlining the responsibility of the parent and the responsibility of the school.

See Part B of the Toolkit for Parent Screening.

When a Student Will Be Sent Home

Students should not go to school or any school activities or sports if they have symptoms of COVID-19. If they start having symptoms of COVID-19 while at school, they will need to be sent home. The CDC recommends this list for screening students.

1. Symptom Screen: Students with any of the following symptoms should be excluded from school:

- ☐ Fever, chills, sweating
- ☐ Sore throat
- ☐ **New** cough
- ☐ Diarrhea, vomiting, or abdominal pain
- ☐ New onset of severe headache, especially with a fever
- ☐ Runny nose

2. Evaluation for COVID-19 Exposure Risks: To determine needed follow up and return to school for students with any of the above symptoms, determine if they have any of the following risks for COVID-19 in the prior 14 days:

- Had close contact with a person with confirmed COVID-19 (within 6 feet for at least 15 minutes)
- Had travel history (see below)

If the student has one of the symptoms above or ANY of the exposure risks, the parent or guardian of the student will be instructed to call their health care provider, or if they do not have a health care provider, to follow up with a local clinic or urgent care center. The parent or guardian can also call 2-1-1 or go to www.mi.gov/coronavirustest to find the closest location to have the student tested for COVID-19.

High Risk Travel

Since the COVID-19 transmission is still high at a global level, all travelers internationally and within [hot zones in the United States](#) should stay home for 14 days after returning from travel, monitor their health, and practice social distancing. Students who are excluded from school should be afforded the opportunity, as soon as feasible when they are well enough to participate in classwork, to make up any missed classwork without penalty in order to reduce mental or physical anxieties about missed academic opportunities.

For Staff or Students with Symptoms and/or Exposure Scenarios:

If the findings from the health care provider and testing find:

Child/staff has symptoms of COVID-19 and tests positive for COVID-19 with a nasal/throat swab*:

- Keep out of school until it has been at least 10 days from the first day they had symptoms AND they have had 24 hours with no fever and have improving symptoms
- *There is no need to get a "negative test" or a doctor's note to clear the child or staff to return to school if they meet these criteria*

**if they have symptoms, they must stay out of school until test results are available*

Child has symptoms of COVID-19 and no testing for COVID-19 was done:

- Keep out of school until it has been at least 10 days from the first day they had symptoms AND they have had 24 hours with no fever and have improving symptoms.

Child has symptoms of COVID-19 and tests negative for COVID-19*:

- If they were exposed to COVID-19 within past 14 days (i.e., a close contact to a case of COVID): They must complete their full 14-day quarantine.
- Otherwise, they may return based on the guidance for their symptoms (see “[Managing Communicable Diseases in Schools](#)”)

**if they have symptoms, they must stay out of school until test results are available*

Child or staff that has been exposed to COVID-19 but has no symptoms:

- Must be in quarantine (exclude from school) for 14 days from the last day they were exposure

Managing COVID-19 in the School

As long as there are cases of COVID-19 in the community, there will be no way to prevent all risks of COVID-19 spread in schools. **The goal is to keep the risk as low as possible and keep schools/school activities as safe as possible.** If students did not go to school, they would be at risk of COVID-19 illness from their interactions in the community. Yet going to school is very important to the development and well-being of our children. It gives them proper education, social and emotional skills, safety, reliable nutrition, physical/speech and mental health therapy, and opportunities for physical activity, among other benefits¹. Our goals are to ensure that the benefits of in-person education far outweigh any risks.

Designated COVID-19 Point of Contact

Designate a staff person to be responsible for responding to COVID-19 concerns (e.g., school nurse) as well as a secondary person to help with difficult situations and cover absences. All school staff and families should know who this person is and how to contact them.

Gatherings, Visitors, and Field Trips

- Pursue virtual group events, gatherings, or meetings, if possible, and promote social distancing of at least 6 feet between people if events are held. Limit group size to the extent possible.
- Limit any nonessential visitors, volunteers, and activities involving external groups or organizations as possible – especially with individuals who are not from the local geographic area (e.g., community, town, city, county).
- Pursue virtual activities and events in lieu of field trips, student assemblies, special performances, school-wide parent meetings, and spirit nights, as possible.
- Pursue options to convene sporting events and participation in sports activities in ways that minimizes the risk of transmission of COVID-19 to players, families, coaches, and communities.

Identifying Small Groups and Keeping Them Together (Cohorting)

While keeping students 6 feet from one another is one of the preferred mitigation strategies, it may be difficult to achieve in the school setting. If this is the case, schools can cohort students and staff. Cohorts are important because they limit how many students and teachers will be exposed to COVID-19 should someone at school be contagious. Cohorts may be by classroom and/or groups within the classroom.

It is recommended to keep the cohort together as much as possible throughout the whole day. The cohort would eat together, have recess together on the playground, and so forth. Older students can stay with a cohort through their core classes. Limit mixing between cohorts as much as possible. Ensure that student and staff groupings are as static as

¹ Source: American Academy of Pediatrics (AAP). June 25, 2020. COVID-19 Planning Considerations: Guidance for School Re-entry <https://services.aap.org/en/pages/2019-novel-coronavirus-covid-19-infections/clinical-guidance/covid-19-planning-considerations-return-to-in-person-education-in-schools/>

possible by having the same group of children stay with the same staff (all day for young children, and as much as possible for older children).

Staggered Scheduling

- Stagger arrival and drop-off times or locations by cohort or put in place other protocols to limit contact between cohorts and direct contact with parents as much as possible.
- When possible, use flexible worksites (e.g., telework) and flexible work hours (e.g., staggered shifts) to help establish policies and practices for social distancing (maintaining distance of approximately 6 feet) between employees and others, especially if social distancing is recommended by state and local health authorities.

Limit Use of Shared Supplies and Equipment

Ensure adequate supplies (i.e. art supplies, equipment) to minimize sharing of high-touch materials or limit use of supplies and equipment by one group of students at a time and clean and disinfect between use.

- Avoid sharing electronic devices, toys, books, games or other learning aids. If items must be shared, clean and disinfect between uses.
- Discontinue use of shared items that cannot be cleaned and disinfected.

Hand Hygiene and Respiratory Etiquette

Teach and reinforce handwashing with soap and water for at least 20 seconds and increase monitoring of students and staff. If soap and water are not readily available, hand sanitizer that contains at least 60% alcohol can be used (for staff and older children who can safely use hand sanitizer). Encourage students and staff to cover coughs and sneezes with a tissue if not wearing a face covering/mask. Used tissues should be thrown in the trash and hand hygiene as outlined above should be performed immediately.

- Hand hygiene should take place:
 - Upon entrance on the bus.
 - Upon arrival at school.
 - Before and after meals and snacks.
 - After going to the bathroom.
 - Before leaving for the day.
 - After blowing nose, sneezing or coughing into tissue.
 - When hands are visibly soiled.
- Assist/observe young children to ensure proper handwashing.

Face Coverings













According to the Governor's Legal Counsel, face coverings are not required under Executive Order 2020-153 because classrooms are not an enclosed public space. That said, under EO 2020-142 when schools enter Phase 4 and under their preparedness plan, they would have to follow rules in 2(b)(1)(a-e).

In Phase 5, schools will have to comply with their local plans that have been approved by their Board of Education – we anticipate most districts will indeed have some sort of facial covering requirements.

Phase	Environment	Staff	Early Childhood (ages 2-5)	Grades K-5	Grades 6-12
Phases 1-4	Classrooms/ Small Groups	Required, except during meals	Should be considered*	Should be encouraged*	Required, except during meals
	Common spaces	Required, except during meals	Should be considered*	Required, except during meals	Required, except during meals
	Transportation	Required	Required	Required	Required
	Outside with social distancing	Not required	Not required	Not required	Not required
Phase 5	All environments	Requirements move to recommendations.			

* Although cloth face coverings are not required in these settings, they should be encouraged if tolerated.

Note: plastic face shields are not a replacement for cloth face coverings, but may be used in **conjunction** with cloth face coverings in any of the above settings. In settings in which cloth face masks are **not required**, plastic face shields may be worn alone, and may offer some degree of risk mitigation.

Chance of Transmission	Asymptomatic COVID-19 Carrier	Uninfected Person
HIGHEST		
HIGH		
MEDIUM		
LOW		
LOWEST		
PRACTICALLY NONE		

Cleaning and Disinfection

Schools should follow standard procedures for routine cleaning and disinfecting with an EPA-registered product for use against SARS-CoV-2. This means **at least daily** sanitizing surfaces and objects that are touched often, such as desks, countertops, doorknobs, computer keyboards, hands-on learning items, faucet handles, phones and toys.

Information on cleaning and disinfecting your facility can be found at <https://www.cdc.gov/coronavirus/2019-ncov/community/disinfecting-building-facility.html>

Increasing the frequency of cleaning when there is an increase in respiratory or other seasonal illnesses is always a recommended prevention and control measure.

What Happens When Someone at School Gets COVID-19?

Schools should ensure that procedures are in place to identify and respond when a student or staff member becomes ill with COVID-19 symptoms or when they learn of a positive student or teacher.

- Closely monitor daily reports of staff and student attendance/absence and identify when persons are out with COVID-19 symptoms.
- Designate an area or room away from others to isolate individuals who become ill with COVID-19 symptoms while at school.
 - Identify a separate area to be used to isolate a student with symptoms.
 - Do not cohort other symptomatic students together in an isolation room. One student per room should be used as to not expose others.
 - Place surgical mask on student (if able to wear a mask) in isolation and designate one staff person (also wearing surgical mask) to have contact with the student in isolation.
 - Walk child out to parent/guardian vehicle. Do not allow the parent/guardian picking up the child into the school.

School and health department learn of a student or staff member diagnosed with COVID-19

If you become aware of a case of COVID-19 in a student or staff member, notify the health department right away. The health department will notify your contact person when they become aware of a case. Only a select few at the school will know the identity of the person. Those few individuals are critical to helping the health department figure out who were close contacts to the case and determine what areas of the school need special attention for disinfection and cleaning. Other than those few individuals, the person's identity is kept confidential in respect of their privacy as well as following regulations of FERPA (for schools) and HIPAA (for the health department).

See Part B of the Toolkit for a School "What to Do if Someone Tests Positive for COVID-19" Form

Identify Close Contacts

A person with COVID-19 is considered contagious starting 2 days (48 hours) before they started having symptoms. If they never have symptoms, they are considered contagious starting 2 days (48 hours) before their COVID-19 nasal/throat swab test was performed. Close contacts to a person with contagious COVID-19 are at risk of getting sick. They must be identified and be quarantined.

What is a close contact?

For COVID-19, a close contact is most often someone that has been within 6 feet (about 2 arms' length) of an infected person for at least 15 minutes, with or without a face covering. Every case is different, however, and the health department has to look at how COVID-19 is spread and how we get infected when figuring out close contacts. The health department helps determine close contacts every day and routinely investigates contacts to many types of contagious diseases.

Examples of Close Contacts in the Schools

Many things affect what a close contact is and this needs to be determined on a case-by-case basis with help from the health department. However, at a minimum, the following examples should apply to most situations.

Assuming all COVID-19 prevention methods have been followed (everyone has been consistently and properly using face coverings, washing hands frequently, cleaning frequently touched items often, maintaining physical distancing as best as possible, not sharing items, etc.), a close contact might be:

- *If the contagious individual were a teacher*: adults tend to be more contagious. If the contagious teacher was not keeping at least 6* feet away from students while teaching (i.e., walking around while lecturing, doing a lot of one-on-one, face-to-face instruction), the entire class might need to quarantine.
 - If the teacher is not wearing appropriate face covering, the spread of droplets and aerosol is greater.
- *Classmates sitting or often within 6* feet* of the contagious individual, either in the classroom or on the bus, unless it only occurred one time and was less than 15 minutes.
 - This would typically be the one to two rows of students sitting closest to the contagious individual.
- *Lunchmates* of student if sitting within 6* feet of contagious individual.
 - This is a higher-risk time as face coverings cannot be worn.
- *Playmates on the playground or in gym* within 6* feet of the contagious individual unless interactions are consistently kept very brief, no common items are shared, and locker room time is not shared.
- *Sports teammates* within 6* feet of the contagious individual unless interactions are consistently kept very brief, no common items are shared, and locker room time is not shared.
- *Opposing teammates* in sporting events that shared time on the field or court with the contagious individual unless it can be confirmed that there were no potential interactions within 6* feet between the contagious individual and specific teammates from the opposing team and no contact with shared items
- *Classmates or others that had interactions* with the contagious individual lasting over 15 minutes in confined areas such as bathrooms, office room, where distancing of 6* feet is difficult.
- *Any other person outside of school* that had similar exposure to a contagious individual is considered a close contact.

*Public health authorities may determine that distances beyond 6 feet can still result in high-risk exposures based on other considerations and circumstances in each particular case.

It will be very helpful for parents to keep note of where their student is going and who they are spending time with outside of school. This will help greatly in finding close contacts should someone becomes infected. You may also understand from this list the importance of assigned seating and keeping students from mingling together as much as possible to keep the spread of disease to a minimum. We know kids don't like assigned seats or losing freedoms but please help encourage them and remind them why this is important.

Local Health Departments Quarantine Close Contacts

Quarantine separates people who were exposed to a contagious disease to see if they become sick. This is important because people who are infected with COVID-19 are very contagious two days before they have any symptoms of being sick, so unless they are kept separated from other people, they will spread the illness without even knowing it. Since close contacts are not yet known to be infected, the contacts to those contacts do not need to be in quarantine and do not need to be identified or contacted. The large majority of close contacts do not get COVID-19, but, because it is very contagious, we must be cautious.

Example of a contact of a contact:

Bob sits next to Fred in class. Fred gets sick with COVID-19. Bob needs to quarantine but is healthy at this time. Bob plays on the football team. No one on the football team has been near Fred. Therefore, the football team doesn't need to be notified about Fred being sick or worry about Bob being on quarantine at this time. Odds are, Bob will not get sick and will be back to school and football in a couple of weeks.

Cleaning and Disinfecting

Close off areas used by a sick person and do not use these areas until after cleaning and disinfecting.

Wait at least 24 hours before cleaning and disinfecting. If 24 hours is not feasible, wait as long as possible. Ensure safe and correct use and storage of cleaning and disinfection, including storing products securely away from children.

Review [“Reopening Guidance for Cleaning and Disinfecting Public Spaces, Workplaces, Businesses, Schools, and Homes”](#) developed by the CDC.

Communications

Ensure the health department is aware of the case. The school will need to help identify close contacts. (See [“What to Do if Someone Tests Positive for COVID-19” form in Part B](#)). The health department will then contact those individuals and tell them to quarantine.

Communications to parents and families will be critical to reduce fear and help inform parents when cases arise in the school setting. See [Part B](#) of the toolkit for sample letters for when a positive case(s) occurs.

Outbreaks & Closure

While schools must report single cases to the health department, we work with schools to determine if there is an outbreak. An outbreak in school settings is defined as two or more laboratory-confirmed COVID-19 cases among students or staff with onsets within a 14-day period, who are epidemiologically linked, do not share a household, and were not identified as close contacts of each other in another setting during standard case investigation or contact tracing.

Local circumstances will be considered when making decisions impacting specific school districts and schools. Many factors would need to be considered when deciding to close schools such as the distribution of cases within the school.

Closure is a local decision that should be made by school administrators in consultation with the health department.

While it is not possible to account for every scenario that schools may encounter over the course of the school year, the following scenarios may help inform the decision for when schools should temporarily close.

Scenario	Closure
1 confirmed case in the school	School remains open*; students and staff in close contact with positive case are excluded from school for 14 days.
2 or more cases in the same classroom (outbreak limited to one cohort)	School remains open*; students and staff in close contact with positive case are excluded from school for 14 days. Recommendations for whether the entire classroom would be considered exposed will be based on public health investigation.
2 or more cases within 14 days, but are linked to a clear alternative exposure that is unrelated to the school setting and unlikely to be a source of exposure for the larger school community (e.g. in same household, exposed at the same event outside of school)	School remains open*; students and staff in close contact with positive cases are excluded from school for 14 days.
2 or more cases within 14 days, linked together by some activity in school, but who are in different classrooms (outbreak involving multiple cohorts)	Recommendations for whether school closure is indicated will be based on investigation by health department.
A significant community outbreak is occurring or has recently occurred (e.g., large event or large local employer) and is impacting multiple staff, students, and families served by the school community	Consider closing school for 14 days, based on investigation by health department.
2 or more cases are identified within 14 days that occur across multiple classrooms and a clear connection between	Close school for 14 days.

cases or to a suspected or confirmed case of COVID-19 cannot be easily identified (outbreak involving multiple cohorts)	
Very high risk of community transmission	Close school until COVID-19 transmission decreases.

School Scenarios with Action Steps

Student/Staff person is confirmed or symptomatic^ pending results or a close contact.			
Scenario 1:	Scenario 2:	Scenario 3:	Scenario 4:
A student/staff person within the school is confirmed to have COVID-19 (tests positive for COVID-19 with a nasal/throat swab).	A student/staff person within the school is symptomatic and lab result for COVID-19 are pending.	A student/staff person within the school is symptomatic and no testing for COVID-19 is done.	A student/staff person within the school is a close contact to a confirmed COVID-19 case.
<p>The student/staff person AND all household members of the student/staff person are immediately excluded from school.</p> <p>The confirmed positive student/staff person must isolate at home. The student/staff person must be excluded from school until</p> <ul style="list-style-type: none"> • 24 hours with no fever (without the use of fever-reducing medication) and • Symptoms have improved and 	<p>FOR ALL STAFF and STUDENTS ONLY IF the test returns positive, see scenario 1.</p> <p>The student person is excluded from school until results of the test are available.</p> <p>If test results are negative and the ill student had close contact to someone with COVID-19, they must still finish their quarantine.</p> <p>If test results are negative and the ill student had no known exposure to COVID-19, the student/staff person may contact their healthcare provider for return to work/school letter.</p> <p>Household members and student/staff person who are close contacts of the <i>pending</i></p>	<p>For ALL STAFF and for STUDENTS only IF they answered YES to any questions in Section 2 of screener: The student/staff person is excluded from school until:</p> <ul style="list-style-type: none"> • 24 hours with no fever (without the use of fever-reducing medication) and • Symptoms have improved and • 10 days since symptoms first appeared. <p>For STUDENTS If they answered NO to all of the questions in Section 2 of the screener: The student may return based on the guidance from their healthcare provider.</p> <p>Household members and student/staff person who are close contacts: if the individual had close contact with a confirmed case of COVID-19 and suspicion for COVID-</p>	<p>The student/staff person must quarantine for 14 days since last date of close contact.</p> <p>Household members, classmates, and teachers of the quarantined student/staff person may continue to attend school and should monitor for symptoms. They do not need to be excluded from school. If symptoms develop, they should call their medical provider to be tested for COVID-19.</p>

<ul style="list-style-type: none"> 10 days since symptoms first appeared. <p>Household members and the quarantined student/staff person who are close contacts are excluded for 14 days after their last date of close contact.</p>	<p>case with no history of COVID-19 exposure (prior to lab results) should be monitored for symptoms while waiting for test results. They do not need to be excluded from school. If symptoms develop, they should call their medical provider to be tested for COVID-19.</p>	<p>19 is high, they may need to be excluded from school. Consult with the health department and healthcare provider.</p> <p>Otherwise, household members and student/staff person who are close contacts do not need to be excluded from school. If symptoms develop, they should call their medical provider to be tested for COVID-19.</p>	
----------------------------------------------------------------------------------------------------------------------------------------------------------------------------------------------------------------------------------------------------	-------------------------------------------------------------------------------------------------------------------------------------------------------------------------------------------------------------------------------------------------------------------------------	----------------------------------------------------------------------------------------------------------------------------------------------------------------------------------------------------------------------------------------------------------------------------------------------------------------------------------------------	--

^aSymptoms for students: fever, feeling feverish, cough, difficulty breathing, sore throat, diarrhea, vomiting, abdominal pain, severe headache

^aSymptoms for staff: New or worsening: fever, feeling feverish, cough, difficulty breathing, sore throat, muscle aches, vomiting, diarrhea, new loss of taste or smell ([Source](#)); Should we be screening employees, Content of screening questions)

[#]Questions in Section 2: Had close contact (within 6 feet of an infected person for at least 15 minutes) with a person with confirmed COVID-19: OR Had close contact (within 6 feet of an infected person for at least 15 minutes) with person under quarantine for possible exposure to COVID-19; OR had recent travel history in last 14 days.

^{*}Close contact with a confirmed COVID-19 case is defined as being within 6 feet of a person who has tested positive for at least 15 minutes with or without a mask. Public health authorities may determine that distances beyond 6 feet can still result in high-risk exposures based on other considerations and circumstances in each particular case.

Household member of a student within the school is confirmed or symptomatic pending results or a close contact.		
Scenario 1:	Scenario 2:	Scenario 3:
Household member of a student within the school has been confirmed to have COVID-19.	Household member of a student within the school is symptomatic, pending results, and has had close contact with a known case.	Household member of a student within the school has had close contact to a known case of COVID-19.
Students who live in the same house as the COVID-19 positive person are excluded from school while the household member is in isolation (10 days). The student must quarantine for 14 days after the last date of close contact while they are contagious.	Students who live in the same household of the family member are excluded from school until test results are in. If the household member is positive, see scenario 1. If the household member is negative, student may be able to return to school unless household member is determined to be a probable case of COVID-19.	Student can remain in school but should be monitored. They do not need to be excluded from school. If COVID -19 symptoms develop in the household member, students should be excluded from school, and should be treated as in Scenario 1 pending results.

^{*}Close contact with a confirmed COVID-19 case is defined as being within 6 feet of a person who has tested positive for at least 15 minutes with or without a mask. Public health authorities may determine that distances beyond 6 feet can still result in high-risk exposures based on other considerations and circumstances in each particular case.

CDC Materials

[Handwashing is your Superpower!](#)

[Wash your Hands!](#)

[Stop the Spread of Germs that can make you and others sick!](#)

[Stop the Spread of Germs](#)

[Wear a Cloth Face Covering to Protect You and Your Friends](#)

[Symptoms of Coronavirus \(COVID-19\)](#)

[Help Protect Yourself and Others from COVID-19](#)

[Slow the Spread of COVID-19](#)

[Do it for Yourself and Your Friends](#)

[What Your Test Results Mean](#)

Cleaning & Disinfection

[Six Steps for Properly Cleaning and Disinfecting Your School](#)

[Cleaning and Disinfecting in School Classrooms](#)