

# SAGINAW COUNTY DEPARTMENT OF PUBLIC HEALTH



## 2010 ANNUAL REPORT



**Public Health**  
Prevent. Promote. Protect.

# MESSAGE FROM THE HEALTH OFFICER



## BOARD OF COMMISSIONERS

Michael P. O'Hare, Chair  
Timothy M. Novak, Vice Chair  
Bregitte K. Braddock  
Ann M. Doyle  
Eddie F. Foxx  
James M. Graham  
Cheryl M. Hadsall  
Michael J. Hanley  
Dennis H. Krafft  
Judith A. Lincoln  
John A. McColgan, Jr.  
Carl E. Ruth  
Ronald L. Sholtz  
Robert M. Woods, Jr.  
Patrick A. Wurtzel

## BOARD OF HEALTH

Gene Nuckolls, Chair  
Deb Kestner, Vice Chair  
Lou Budd, Secretary  
Barb Kemp-Lauria  
Timothy Novak  
Charles E. Mueller, M.D.  
Calvin Williams

Dear Citizens of Saginaw County:

On behalf of the Saginaw County Board of Commissioners, Board of Health, and Department staff, I am pleased to present this 2010 Annual Report highlighting the activities and services of your Saginaw County Department of Public Health. Looking back, 2010 was a year of steadfast dedication to the basic tenets of public health work: to prevent the outbreak of disease and promote and protect population health among Saginaw County residents. Along with our routine core public health services, this was perhaps most demonstrated in the special H1N1 flu mass vaccination effort, and the Department's collaborative leadership to develop a 5-year health improvement plan for our community.



2010 was also a year of transition. After serving admirably as Health Officer for five years, Natasha Coulouris moved from the area to pursue other opportunities. I was honored to accept appointment by the Saginaw County Board of Commissioners to become the 12th Health Officer in the Department's rich 82-year history.

Looking forward, the SCDPH will remain true to our mission and the programs and services outlined in this report. Our staff is committed to accountable stewardship of the talent and financial resources available to us. We are excited about introducing the "Saginaw County Road Map to Health" in 2011, and partnering with others to make Saginaw County the healthiest place to grow up and grow old.

Please join us! Contact me if you have questions or ideas about how to improve our work together. I would be happy to hear from you.

Sincerely,

John D. McKellar, M.P.A.  
Health Officer  
989.758.3818  
[jmckellar@saginawcounty.com](mailto:jmckellar@saginawcounty.com)

# OUR MISSION, VISION & VALUES

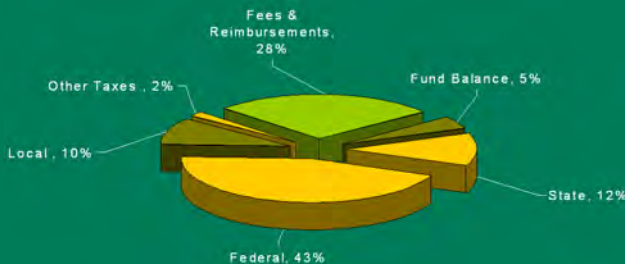
- **Mission** - Our commitment is to protect and promote the public's health and well-being.
- **Vision** - To be a recognized leader providing health resources and quality services to our diverse community through innovation and dedication.
- **Vision Priorities**
  - We will make a measurable impact in improving the health of our community.
  - We will promote health equity throughout our community.
  - We will establish a customer-focused culture.
  - We will promote awareness of our department and our services in the community.
  - We will partner with other community organizations.
  - We will be good stewards of our financial resources and explore ways to secure funding.
  - We will create an environment that values and respects employees.
  - We will improve our internal communication.
  - We will utilize and upgrade technology.
- **Guiding Principles and Values**
  - Collaboration (Internal and External)
  - Respect
  - Diversity
  - Excellence
  - Accountability
  - Commitment

## OUR STAFFING

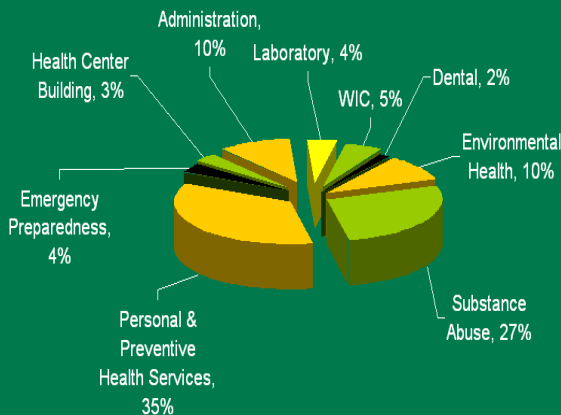
	2008	2009	2010
<b>Number of Employees</b>	110	101	95

## OUR FINANCIAL STATEMENT

2010 Revenues	2008	2009	2010
State	\$6,064,261	\$2,373,926	\$1,881,302
Federal	\$1,508,862	\$6,112,667	\$6,975,337
Local	\$1,519,046	\$1,519,046	\$1,519,046
Other Taxes	\$591,352	\$281,342	\$287,173
Fees & Reimbursements	\$4,331,717	\$3,907,854	\$4,368,973
Fund Balance	\$277,018	\$55,895	-\$736,250
<b>Total Revenues</b>	<b>\$14,292,256</b>	<b>\$14,250,730</b>	<b>\$14,295,581</b>



2010 Expenditures	2008	2009	2010
Administration	\$1,252,216	\$1,569,761	\$1,421,250
Laboratory	\$538,634	\$550,023	\$594,108
WIC	\$724,481	\$768,446	\$745,055
Dental	\$298,308	\$279,257	\$270,443
Environmental Health	\$1,295,730	\$1,441,208	\$1,390,203
Substance Abuse	\$4,019,020	\$3,577,646	\$3,896,635
Personal & Preventive Health	\$5,393,053	\$5,414,388	\$5,019,869
Emergency Preparedness	\$267,950	\$173,629	\$524,471
Health Center Building	\$502,864	\$476,372	\$433,547
<b>Total Expenses</b>	<b>\$14,292,256</b>	<b>\$14,250,730</b>	<b>\$14,295,581</b>

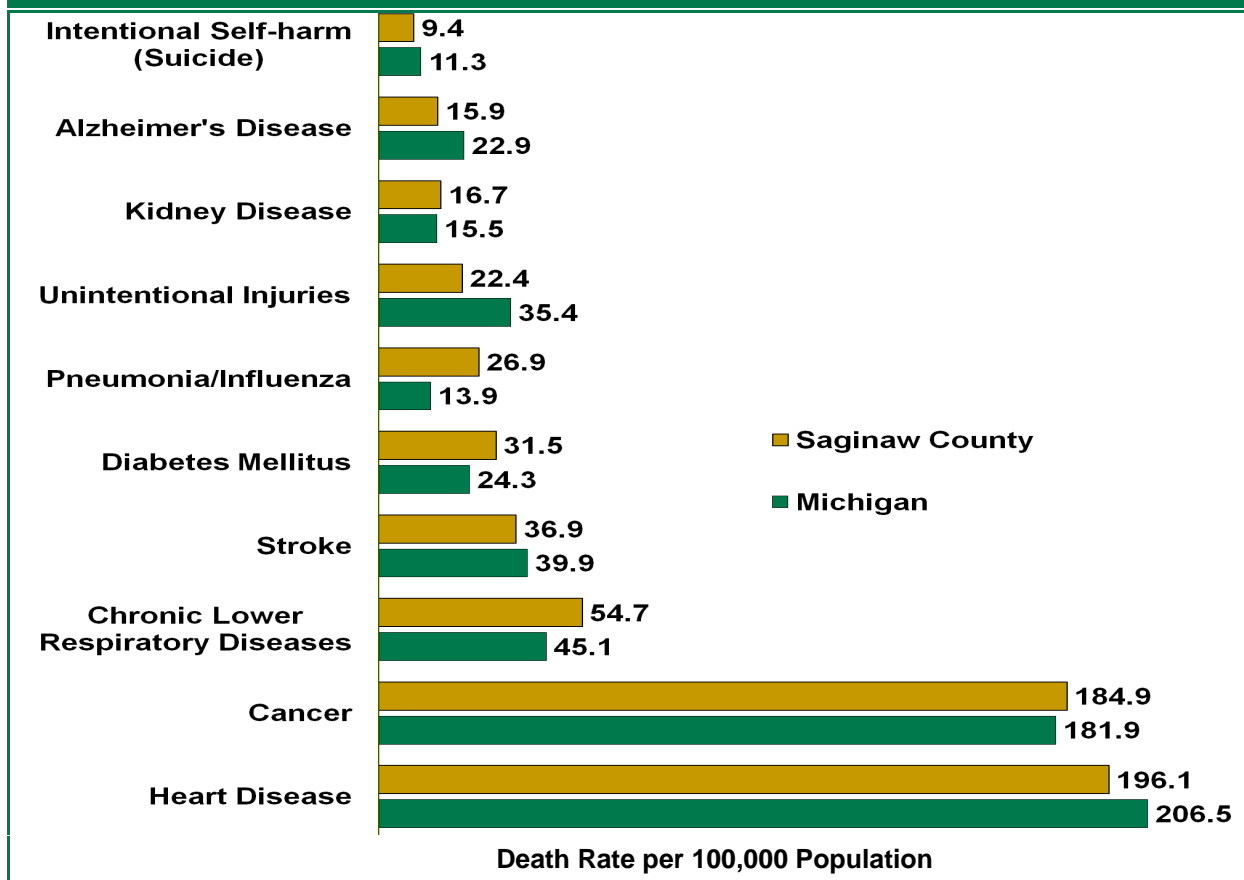


# COMMUNITY HEALTH STATUS ASSESSMENT

Demographics	City of Saginaw	Saginaw Township	Saginaw County	MI
Percent of individuals living below poverty	36.5%	12.3%	18.9%	14.5%
- with related children under 5 years old	48.6%	11.9%	30.6%	22.7%
Median household income	\$27,271	\$49,858	\$42,244	\$48,700
Population 25 years and over with a Bachelor's degree or higher	10.4%	32.3%	17.9%	24.5%
% White Population	50.5%	83.2%	76%	79.7%
% African American Population	42.8%	8.2%	18.3%	14.0%
% Hispanic/Latino Population	12.1%	4.8%	7.3%	4.0%
Pre-1950 Housing	57.3%	5.6%	29.0%	25.3%
Jobless Rate Calendar Year 2010	19.75%	6.3%	11.8%	12.5%

Source: U.S. Census Bureau, 2005-2009 American Community Survey.  
Michigan Department of Labor & Economic Growth Bureau of Labor Market Information Unemployment Statistics, 2010 Jobless rates.

## Ten Leading Causes of Death Saginaw County and Michigan Residents, 2009



Source: Michigan Department of Community Health Vital Records & Health Statistics Section, 2009 Michigan Resident Death File. Rates are age-adjusted and based on age-specific death rates per 100,000 population in specified group.



# TOWARD ASSURING THE PUBLIC'S HEALTH...

## 2010 HIGHLIGHTS

- In response to the 2009 H1N1 Pandemic, SCDPH conducted 10 public and 5 employer-based H1N1 mass vaccination clinics, administering 5,124 doses of H1N1 vaccine between October 26<sup>th</sup>, 2009 and January 22<sup>nd</sup>, 2010. SCDPH administered a total of 5,770 doses of H1N1 vaccine and distributed over 35,000 doses to Saginaw County healthcare providers.
- The Department's Strategic National Stockpile (SNS) plan received a review and audit by Michigan's SNS Coordinator and program staff in April 2010. SCDPH's SNS plan received a score of 99.70%. This places Saginaw County's SNS plan of procedures for a public health emergency among the top rated plans in Michigan.
- Kresge Foundation grant funding allowed SCDPH to partner with businesses, faith and community-based organizations, as well as educational and health and human services agencies to form the Saginaw County Community Health Improvement planning team. Over the course of nine months, the "Community Health Improvement (CHI) Key Partners" engaged in a public health planning model to develop a five-year health improvement plan which addresses health burdens and determinants of health for Saginaw County's most vulnerable communities and populations. The following five health issues were identified as priorities: #1 - Infant Mortality; #2 - Child Obesity; #3 - Adult Obesity; #4 - Mental Health; and #5 - Cancer. Plan implementation is staged for 2011.
- SCDPH partnered with Michigan Department of Community Health (MDCH), Bay County Health Department, Friends of Bay City State Recreational Area (BCSRA), and First Ward Community Center to improve awareness, knowledge and use of the MDCH local fish and wild game consumption advisories in at-risk populations. Staff worked with Covenant HealthCare to incorporate fish and wild game consumption information into the hospital's "Me, My Baby and Covenant HealthCare" packet which is provided to all expectant mothers due to deliver at Covenant. All local OB/GYN offices and clinics also distribute this book. Fish advisory information is also posted on bulletin boards in Covenant's Regional Neonatal Intensive Care Unit and Pediatric Unit.
- SCDPH implemented a convenient mail-in spore testing program for autoclave sterilization verification for body art establishments and dental offices to help protect against bloodborne pathogens.
- SCDPH partnered with the Saginaw Intermediate School District (SISD) and screened 94% of Head Start-enrolled children for hearing and vision related problems within the first 45 days of the start of the school year. According to SISD representatives, this was possibly the first time ever that this 45-day state requirement has been met.
- SCDPH began offering routine HIV rapid testing in February 2010. HIV testing increased almost 400% between 2009 and 2010.
- The Saginaw County Fetal Infant Mortality Review (FIMR) Team reviewed all fetal/infant deaths that occurred in the County in 2010. The FIMR Team's recommendations resulted in resource referral cards being made available to every pediatric/obstetrical provider in Saginaw County.



Institute of Medicine, 2002

Protecting and Promoting the Public's Health  
Since 1928.

# PROGRAMS & SERVICES

## ■ ADMINISTRATION

**Administration** works with the Board of Health to implement public health policy and supports the various functions of the Department. In addition, Administration is responsible for overseeing the **Dental Health Services** program which provides dental care for children in grades K-12 who meet program guidelines for eligibility.

Dental Health Services Provided	2008	2009	2010
Total Number of Visits	1,955	2,126	1,775
Total Number of Services	5,914	5,282	5,082

## ■ HEALTH PROMOTION AND COMMUNICATIONS (HPCD)

**HPCD** manages the Department's public information, marketing and public relations efforts and coordinates community health promotion through educational resources and outreach. Two vital departmental functions within HPCD are **Emergency Preparedness** coordination and the development of plans that designate the Department's roles and responsibilities to protect the public's health during emergencies; and **Community Health Improvement** planning and the ongoing systematic collection, analysis, and dissemination of population health data.

HPCD Services Provided	2008	2009	2010
Health Fairs Attended	58	55	37
Number of People Served at Health Fairs	24,445	7,061	3,631
Educational Literature and Materials Distributed	21,763	11,014	8,148



## ■ ENVIRONMENTAL HEALTH SERVICES (EHS)

**EHS** inspects and assures the safety of a variety of public places from restaurants and swimming pools to private wells and septic systems. Specialized services include lead paint hazard assessment, household hazardous waste collection, pest control, and other disease prevention.

<b>Food Service Program – Assuring a safe food supply</b>	<b>2008</b>	<b>2009</b>	<b>2010</b>
Licensed Establishments	757	703	669
Inspections	1229	1288	1232
Enforcement Actions (hearings, orders)	47	33	46
Temporary Food Licenses	417	533	526
<b>Waste Program – Preventing ground and surface water contamination</b>			
Sewage System Permits Issued (Residential and Commercial)	179	150	149
Evaluations (Performance/Mortgage/Preliminary)	49	31	21
Landfill Inspections	316	311	327
Clean Sweep Collections (# of participants/lbs collected)	215/12,132	255/24,464	72/24,346
Mercury Collections (lbs collected)	1,136	14.5	10.3
Household Special Waste Collections (total participants / lbs collected)	366/22,932	270/18,871	211/17,181
<b>Water Program – Assuring the quality of our drinking and recreational water</b>			
Residential Well Permits Issued	173	133	146
Number of Abandoned Wells Plugged	97	93	98
Public Swimming Pool & Spa Inspections	131	113	92
<b>Shelter &amp; Indoor Air Quality – Promoting healthy indoor environments</b>			
Day Care & Adult Foster Care Inspections	94	84	68
Radon Kits Distributed	568	814	1,465
Elevated Blood Lead Level Investigations	13	6	4
<b>Education – Protecting and promoting public health through training and education</b>			
Participants (Septic Installers, Food Handlers, Temporary Food Vendors, Lead Safe Work Practices Trainees)	250	424	246
<b>Complaint Investigation – Assuring compliance with laws and managing the environment</b>			
Total Complaints Received	276	441	530

## ■ LABORATORY SERVICES

**Our laboratory** is designated as a Michigan Department of Community Health Regional Laboratory. SCDPH provides leadership, technical support, and analytical procedures in accordance with Clinical Laboratory Improvement Amendment (CLIA) to 15 counties comprising our region.

Laboratory Tests	2008	2009	2010
Microbiology	14,397	12,877	11,031
Serology	1,175	1,224	1,347
Water	10,027	15,558	14,972
Drugs of Abuse	2,840	5,006	5,268

Microbiology - Chlamydia (CT), Gonorrhea (GC), cultures for reference testing, stool cultures, and Norovirus testing.

Serology - Syphilis and pregnancy testing.

Water - Coliform bacteria from human and animal wastes used as indicators for other harmful organisms and Standard Plate Count (PC) used as an indication of water quality and the effectiveness of treatment; Environmental chemistry (Fluoride, Nitrates as Nitrogen, Sodium, Iron, and Water Hardness).

Drugs - Urine screening for drugs of abuse.

## ■ PERSONAL AND PREVENTIVE HEALTH SERVICES (PPHS)

**PPHS** is the largest division of the Department and provides a wide array of newborn, child, and adult health care. These include health screenings, communicable disease control, family planning, immunizations, hearing and vision screenings, and many other specialized health services for Saginaw County residents.

PPHS Services Provided/Client Enrollment	2008	2009	2010
Sexually Transmitted Infections (STI) Clinic Visits	2,435	2,889	3,013
Family Planning Annual Enrollment	4,312	4,290	4,353
Hearing Screenings	14,763	13,919	13,781
Vision Screenings	13,547	13,257	12,512
Children's Special Health Care Services - Average Monthly Enrollment	661	651	707
Early On Annual Enrollment	328	164	140
Immunizations Administered	14,315	14,352	14,816
School Wellness Program - Presentations	236	152	220
Great Beginnings Healthy Start Program - Pregnant women, infants and interconception women served	1051	848	Not Yet Available
Childhood Lead Poisoning Prevention Program - Average Monthly Case Load	186	97	64



## ■ SUBSTANCE ABUSE TREATMENT AND PREVENTION SERVICES (TAPS)

SCDPH is the designated Substance Abuse Coordinating Agency for Saginaw County. **TAPS** provides support and advice to a network of treatment and prevention providers, education to community stakeholders, and develops collaborative partnerships to assure a continuum of substance abuse treatment care and prevention services.

Treatment Admissions	2008	2009	2010
Outpatient	942	1032	1068
Detox	244	261	250
Long Term Residential	33	37	38
Short Term Residential	342	266	247
Total Clients Served	1561	1618	1603

## ■ WOMEN, INFANTS, AND CHILDREN SUPPLEMENTAL NUTRITION PROGRAM (WIC)

**WIC** provides supplemental foods, nutritional education and counseling to pregnant, postpartum and breastfeeding women, infants newborn-11 months, and children 1-5 years of age. Project Fresh is a special one time supplemental program during the summer months to promote better health and nutrition through consumption of Michigan-grown fresh fruits and vegetables.

WIC Average Monthly Enrollment	2008	2009	2010
Pregnant, breastfeeding, post-partum women	1010	1146	1214
Infants 0-11 months	1078	1187	1244
Children 1-5 years	2877	3049	2932
Total	4965	5382	5390



SAGINAW COUNTY

DEPARTMENT OF PUBLIC HEALTH

*1600 N. Michigan Avenue | Saginaw, MI 48602 | 989.758.3800*

John D. McKellar, M.P.A., Health Officer

Neill D. Varner, D.O., M.P.H., Medical Director

### Satellite Clinics

**Covenant HealthCare Building**

600 N. Main Street  
Frankenmuth, MI 48734  
989.758.3840

**St. Charles Health Center**

120 N. Vine Street  
St. Charles, MI 48655  
989.865.9400

**Edward McNamara Health Center**

8425 Main Street  
Birch Run, MI 48415  
989.624.9664

**West Saginaw County Health Center**

529 W. Gratiot  
Hemlock, MI 48624  
989.758.3840

**Rehmann Health Center**

147 S. Saginaw Street  
Chesaning, MI 48616  
989.845.3911

[www.saginawpublichealth.org](http://www.saginawpublichealth.org)